



### District Report Card: 2017


<b>State:</b> Gujarat	<b>District:</b> Narmada
<b>Class:</b> 8	<b>Subject:</b> Language
<b>Schools:</b> 51	<b>Students:</b> 1251


### Participation/Coverage


#### Students

 GENDER	Boys		Girls	
	Number	%	Number	%
	660	52.76	591	47.24

 AREA	Rural		Urban	
	Number	%	Number	%
	1205	96.32	46	3.68

 CATEGORY	SC		ST		OBC		GEN	
	Number	%	Number	%	Number	%	Number	%
	17	1.36	1102	88.09	99	7.91	33	2.64

 CWSN	LD	VI	HI	S&LD	ID	Oth
	3	6	0	2	2	60

 Management	Government		Government-aided	
	Number	%	Number	%
	1251	100.00	0	0.00

### Average Performance of Students in Language (%)

Overall	Gender		Area		Management		Social Group			
	Male	Female	Rural	Urban	Govt.	Aided	SC	ST	OBC	GEN
58.40	56.07	61.00	58.34	60.00	58.40	0.00	59.61	57.97	65.19	51.72

### Performance on Learning Outcomes (LOs)

Learning Outcomes	Description	Average Performance(%)
L813	Read textual/non-textual materials with comprehension and identifies the details, characters, main idea and sequence of ideas and events while reading	58.40

Range of Performance of Students who Answered Correctly							
Below 30%		30% - 50%		50% - 75%		Above 75%	
Number	%	Number	%	Number	%	Number	%
167	13.35	270	21.58	515	41.17	299	23.90

### Lowest Performing Learning Outcomes (LOs)

1 - Read textual/non-textual materials with comprehension and identifies the details, characters, main idea and sequence of ideas and events while reading (58.40)